

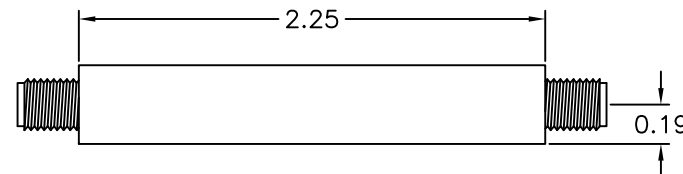
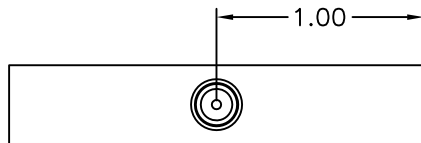
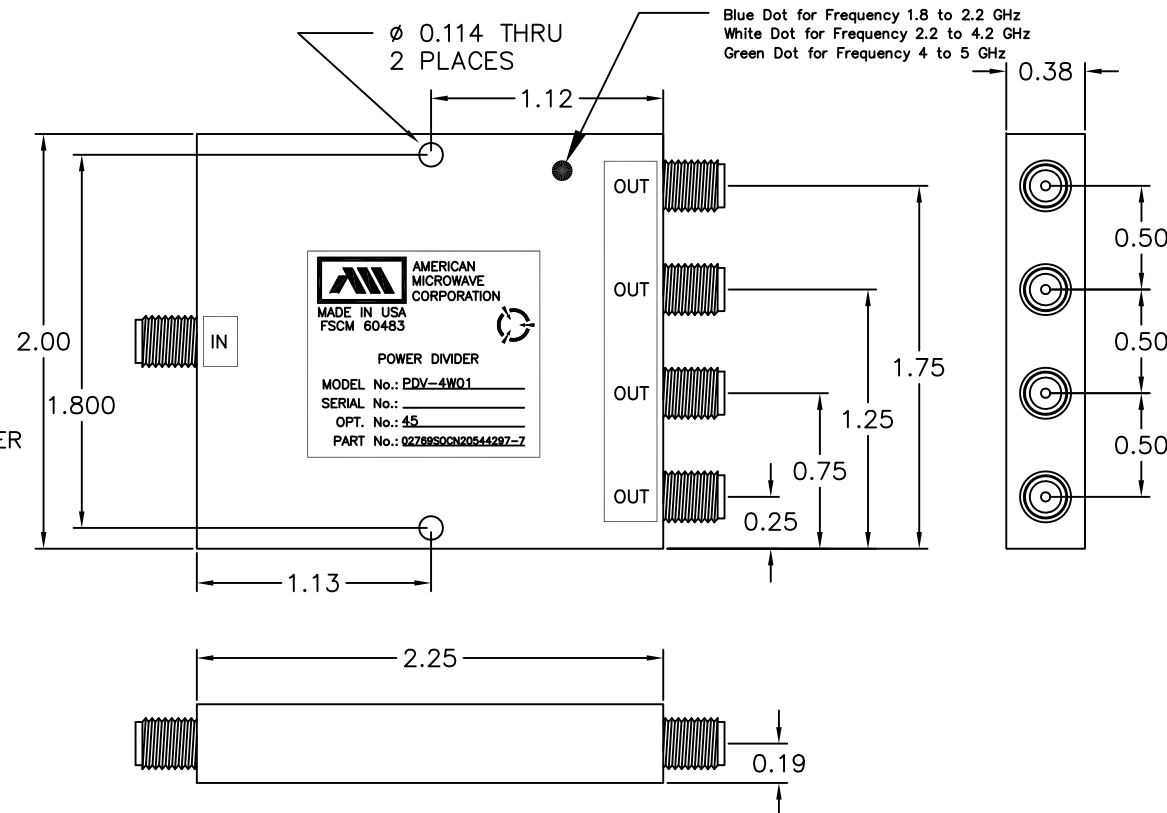
DESCRIPTION

FOUR WAY POWER DIVIDER.

REVISIONS				
ZONE	REV.	DESCRIPTION	DATE	APPROVED
	A	SEE ER# 057-18	11/20/18	RRA
	B	ECN# 19-051	7/3/19	RRA
	C	ECN# 21-007	8/1/21	RRA

SPECIFICATIONS

- FREQUENCY RANGE: 4 TO 5 GHz
- INSERTION LOSS: 0.8 dB MAX.
- INSERTION LOSS VARIANCE: 0.6 dB MAXIMUM
- AMPLITUDE MATCHING: 0.6 dB MAXIMUM
- ISOLATION: 16 dB MINIMUM
- PHASE BALANCE: 5° MAXIMUM
- VSWR: 1.3:1 MAXIMUM (COMMON)
1.3:1 MAXIMUM (N PORT)
- POWER RATING: 2 WATTS AT SUM PORT WHEN USED AS A COHERENT COMBINER
3 WATTS AT EACH PORT WHEN USED AS A NON-COHERENT COMBINER
- ELECTRICAL LENGTH MATCHING: ±4° MAXIMUM
- NOMINAL ELECTRICAL LENGTH: 959°
- COMBINER TO COMBINER ISOLATION: 90 dB MINIMUM



NOTES:

1. INSERTION LOSS ABOVE THEORETICAL SPLITTING LOSS.
2. SIZE DOES NOT INCLUDE CONNECTORS.
3. THE REQUIREMENT SHALL APPLY FOR ANY PAIR OF PORTS FOR THE TWO COMBINERS; A PORT ON ONE COMBINER IS EXCITED, CROSSTALK SIGNAL LEVEL IS MEASURED AT A PORT ON THE OTHER COMBINER. ALL OTHER PORTS ARE TERMINATED. ISOLATION REQUIREMENT SHALL APPLY FOR ANY POSITION AND ORIENTATION OF THE TWO COMBINERS WITH MINIMUM PHYSICAL SEPARATION OF 0.25 INCH.

ENVIRONMENTAL RATINGS

- **TEMPERATURE**: +32°F (0°C) TO +122°F (+60°C) (OPERATING)
-13°F (-25°C) TO +146°F (+63°C) (STORAGE)
- **HUMIDITY**: RH OF 0% TO 95% NON-CONDENSING (OPERATING)
RH OF 0% TO 95% (SURVIVAL)
RH OF 10% TO 100% (PACKAGE)
- **ALTITUDE**: 50,000 Feet (NON-PRESSURIZED COMPARTMENT)
- **ATMOSPHERIC PRESSURE**: 13.7 TO 15.7 PSI (OPERATING ATMOSPHERIC PRESSURE)
ATMOSPHERIC PRESSURE ASSOCIATED WITH ALTITUDES UP TO 15,000 FT ABOVE SEA LEVEL. (SURVIVAL ATMOSPHERIC PRESSURE)
- **OPERATIONAL SHOCK**: TABLE 3.4.6.3-1 AND FIGURE 3.4.6.3-1 OF 20544297
- **TRANSPORTATION VIBRATION**: MIL-STD-810G/1 METHOD 514.7 CATEGORIES 4a AND 10
FIGURE 3.4.7.1-1 OF 20544297
- **OPERATIONAL VIBRATION**: MIL-STD-167-1A MAX FREQUENCY NO TO EXCEED 25 Hz
TABLE 3.4.7.2-1 OF 20544297
- **MTBF**: 44.4 MILLION HOURS

NOTE: SPECIFICATIONS WILL VARY OVER OPERATING TEMPERATURE
NOTE: THE ABOVE SPECIFICATIONS ARE SUBJECT TO CHANGE OR REVISION
* Units are designed to meet Environmental ratings but not tested.
If Environmental Testing is required, please contact Sales Department.

ALL DIMENSIONS ARE IN INCHES
TOLERANCES:
X.XX ±0.030
X.XXX ±0.010
ANGLE ±1°

		AMERICAN MICROWAVE CORPORATION FREDERICK, MARYLAND			
		ISO 9001:2015 CERTIFIED TITLE: PRODUCT FEATURE PDV-4W01 OPT. 45			
APPROVALS	DATE				
DRAWN	RJW	11/19/18			
ENG.	SK	8/1/21	SIZE	FSCM NO.	DWG NO.
QAE	RRA	8/1/21	A	60483	100-8914
			SCALE	N:S	SHEET 1 OF 1