

DESCRIPTION

AMC MODEL AGT-2018-60D-100 OPTION: RWB5 IS A BROAD BAND VARIABLE ATTENUATOR/MODULATOR DESIGNED TO OPERATE BETWEEN 480 TO 1050 MHz FREQUENCY RANGE WITH A RISE AND FALL TIME OF 3 uSec MAXIMUM AND A VSWR OF 2.2:1 MAXIMUM.

SPECIFICATIONS

- FREQUENCY RANGE: 480 TO 1050 MHz
- INSERTION LOSS: 4.5 dB MAXIMUM
- ATTENUATION FLATNESS: 12.2 dB MAXIMUM @ 60 dB
- ATTENUATION ACCURACY: 0-10 dB = ± 1.0 dB MAXIMUM
 - 20 dB = ± 1.2 dB MAXIMUM
 - 30 dB = ± 1.5 dB MAXIMUM
 - 40 dB = ± 2.0 dB MAXIMUM
 - 50 dB = ± 2.0 dB MAXIMUM
 - 60 dB = > 60dB
- RISE AND FALL TIME: 3 uSec MAXIMUM
- VSWR: 2.2:1 MAXIMUM
- RF POWER RATINGS:
 - OPERATING: +20 dBm CW MAXIMUM
 - +10 dBm (0.3 GHz OR BELOW)
 - SURVIVAL: +30 dBm CW MAXIMUM
 - +27 dBm (0.3 GHz OR BELOW)
- CONTROL: 10 dB/VOLT ANALOG CONTROLLED
- POWER SUPPLY: +12 VDC @ 250 mA MAXIMUM, 210 mA TYPICAL
 - 12 VDC @ 50 mA MAXIMUM, 30 mA TYPICAL
- CONNECTORS:
 - RF INPUT/OUTPUT: SMA FEMALE
 - POWER AND CONTROLS: SOLDER PIN CONTROL
- SIZE: 2.00" x 1.81" x 0.50"

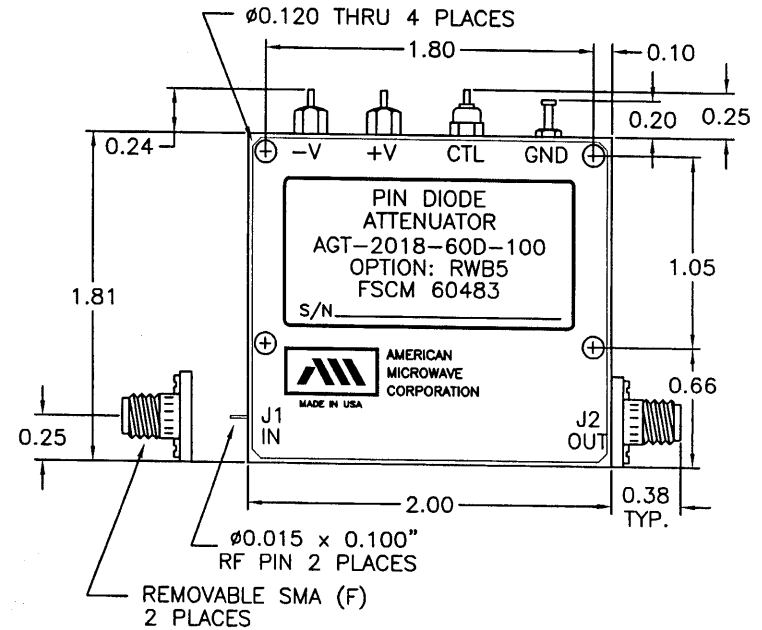
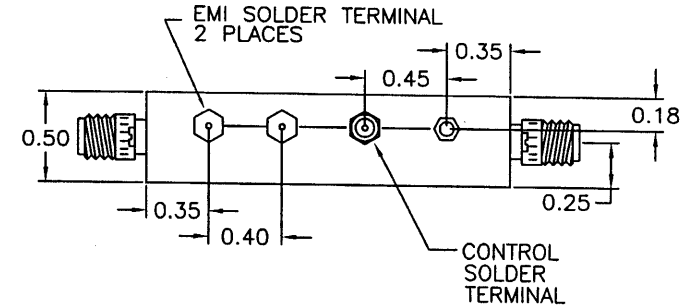
ENVIRONMENTAL RATINGS

- TEMPERATURE: -55°C TO +95°C (OPERATING)
 - 65°C TO +125°C (STORAGE)
- HUMIDITY: MIL-STD-202F, METHOD 103B COND. B
- SHOCK: MIL-STD-202F, METHOD 213B COND. B
- VIBRATION: MIL-STD-202F, METHOD 204D COND. B
- ALTITUDE: MIL-STD-202F, METHOD 105C COND. B
- TEMPERATURE CYCLE: MIL-STD-202F, METHOD 107D COND. A

NOTE: SPECIFICATIONS WILL VARY OVER OPERATING TEMPERATURE
 NOTE: THE ABOVE SPECIFICATIONS ARE SUBJECT TO CHANGE OR REVISION

ALL DIMENSIONS ARE IN INCHES
 TOLERANCES:
 X.XX ±0.020
 X.XXX ±0.010

REVISIONS				
ZONE	REV.	DESCRIPTION	DATE	APPROVED
	-	ORIGINAL RELEASE JOB# 304076	9/29/04	



AMERICAN MICROWAVE CORPORATION

7311-G GROVE ROAD
 FREDERICK, MARYLAND 21704 USA
 TEL: 301-662-4700 FAX: 301-662-4938
 WEBSITE: www.americanmicrowavecorp.com
 E-MAIL: sales@americanmicrowavecorp.com
 ISO 9001:2000 CERTIFIED

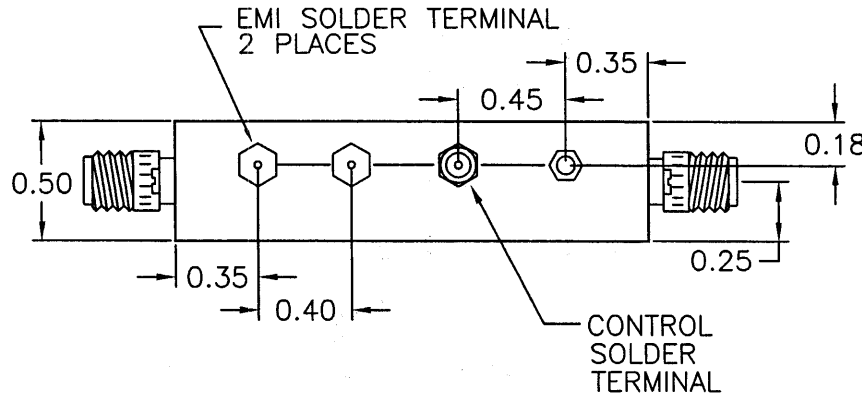


APPROVALS		DATE	TITLE			REV.
DRAWN <i>JDJ</i>		9/29/04	PRODUCT FEATURE AGT-2018-60D-100 OPTION: RWB5			-
CHECKED <i>ESC 10-5-04</i>			SIZE	FSCM NO.	DWG NO.	
ISSUED			A	60483	100-7144	
			SCALE N:S	SHEET		1 OF 3

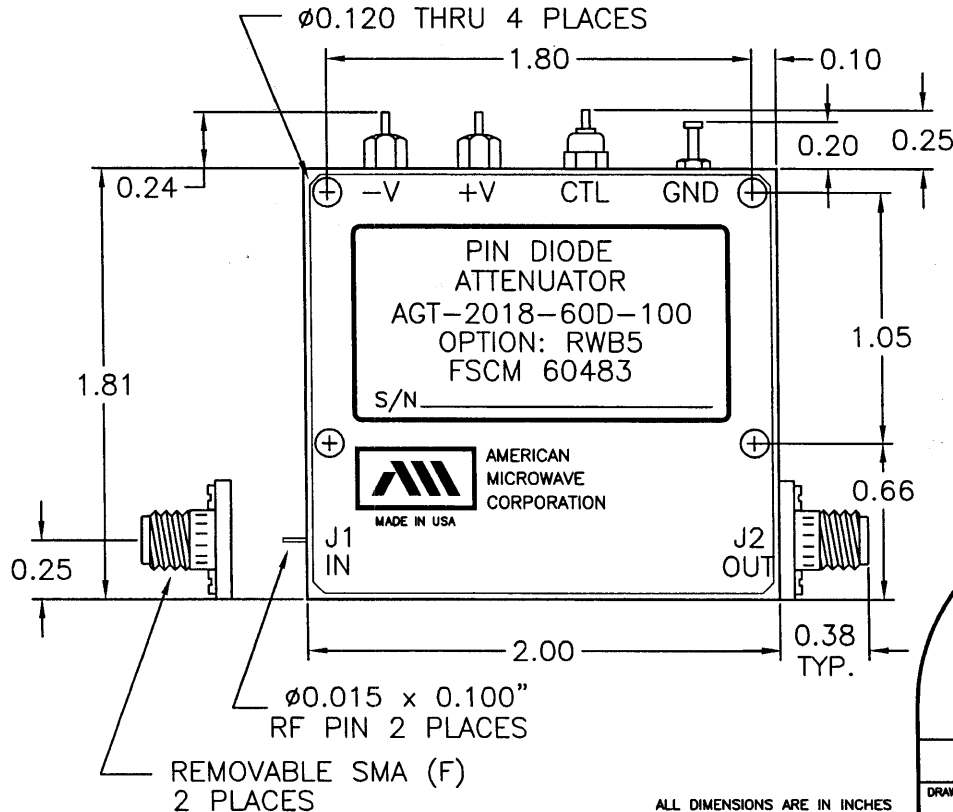
DESCRIPTION

AMC MODEL AGT-2018-60D-100 OPTION: RWB5 IS A BROAD BAND VARIABLE ATTENUATOR/MODULATOR DESIGNED TO OPERATE BETWEEN 480 TO 1050 MHz FREQUENCY RANGE WITH A RISE AND FALL TIME OF 3 uSec MAXIMUM AND A VSWR OF 2.2:1 MAXIMUM.

REVISIONS				
ZONE	REV.	DESCRIPTION	DATE	APPROVED
-	-	ORIGINAL RELEASE JOB# 304076	9/29/04	<i>JV</i>



MECHANICAL OUTLINE



AMERICAN MICROWAVE CORPORATION
 7311-G GROVE ROAD
 FREDERICK, MARYLAND 21704 USA
 TEL: 301-662-4700 FAX: 301-662-4938
 WEBSITE: www.americanmicrowavecorp.com
 E-MAIL: sales@americanmicrowavecorp.com
 ISO 9001:2000 CERTIFIED



ALL DIMENSIONS ARE IN INCHES
 TOLERANCES:
 X.XX ±0.020
 X.XXX ±0.010

APPROVALS		DATE	TITLE		
DRAWN <i>JDJ</i>		9/29/04	MECHANICAL OUTLINE AGT-2018-60D-100 OPTION: RWB5		
CHECKED <i>EJC</i>		10-5-04	SIZE	FSCM NO.	DWG NO.
ISSUED			A	60483	100-7144
SCALE N:S			SHEET 2 OF 3		